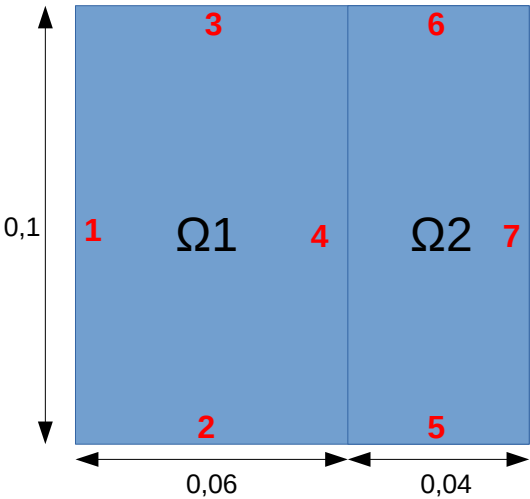


Elmer :Heat transfert with phase change solid-solid in transient problem

Application to silicon properties



- 1. $T_b=1750$ [K] → $T = T_b.$
- 2 & 5. $q=-10000$ [W/m²] → $-k \frac{\partial T}{\partial n} = q.$
- 3 & 6. $\alpha=15$ [W/(m²K)] $T_{ext}=300$ [K] → $-k \frac{\partial T}{\partial n} = \alpha(T - T_{ext}).$
- 4. internal boundary (automatic) → $-\mathbf{n}_{dst} \cdot (k\nabla T)_{dst} = \mathbf{n}_{src} \cdot (k\nabla T)_{src}$
 $T_{dst} = T_{src}$
- 7. thermal insulation → $-k \frac{\partial T}{\partial n} = 0.$

Heat transfert equation in solid (u=0)

$$\rho c_p \frac{\partial T}{\partial t} + \rho c_p \mathbf{u} \cdot \nabla T = \nabla \cdot (k \nabla T) + Q$$

Enthalpy [J/m³] used by Elmer to compute effective heat capacity (-DeltaT width = 8 K)

$$c_{p,eff} = \frac{\partial H / \partial t}{\partial T / \partial t}$$

Initial Condition :

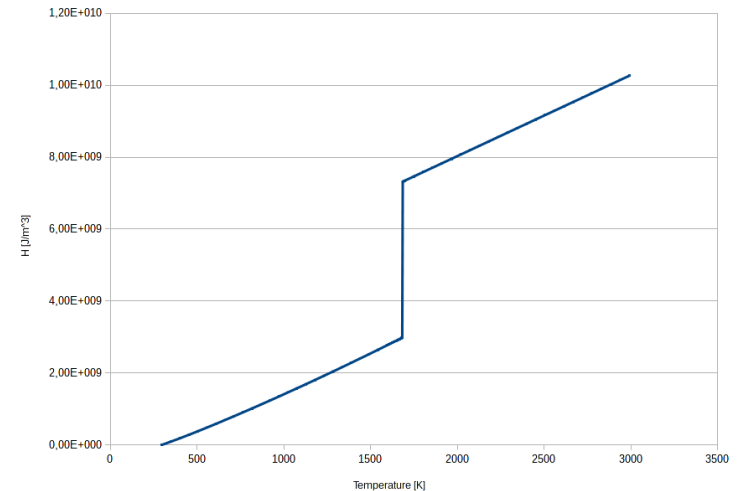
Ω1 → T0=300 [K]

Ω2 → T0=300 [K]

Mesh :

Mapped 40 x 40

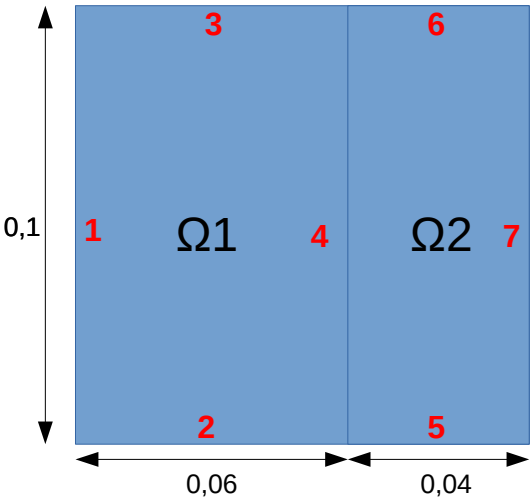
Enthalpy of pur Silicon



SIF file : phasechange solid-solid

Comsol : Heat transfer with phase change solid-solid in transient problem

Application to silicon properties



- | | |
|---|---|
| 1. $T_b=1750$ [K] | $\rightarrow T = T_b.$ |
| 2 & 5. $q=-10000$ [W/m ²] | $\rightarrow -k \frac{\partial T}{\partial n} = q.$ |
| 3 & 6. $\alpha=15$ [W/(m ² K)] $T_{ext}=300$ [K] | $\rightarrow -k \frac{\partial T}{\partial n} = \alpha(T - T_{ext}).$ |
| 4. internal boundary (automatic) | $\rightarrow -\mathbf{n}_{dst} \cdot (k\nabla T)_{dst} = \mathbf{n}_{src} \cdot (k\nabla T)_{src}$
$T_{dst} = T_{src}$ |
| 7. thermal insulation | $\rightarrow -k \frac{\partial T}{\partial n} = 0.$ |

Heat transfer equation in solid ($u=0$)

Comsol used apparent heat capacity [J/(kg.K)]
 (-DeltaT width = 20 K (if lower deltaT no convergence))

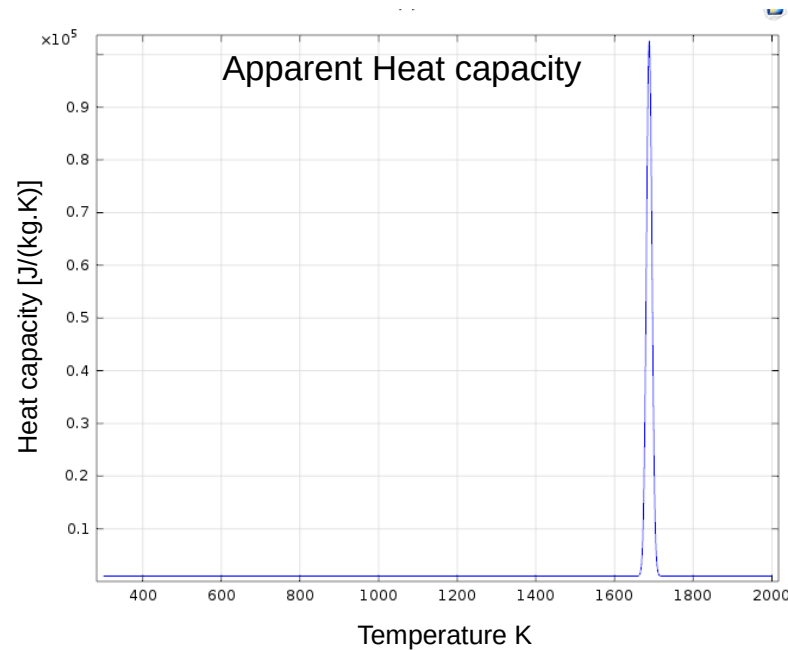
$$\rho C_p \frac{\partial T}{\partial t} + \rho C_p \mathbf{u} \cdot \nabla T = \nabla \cdot (k \nabla T) + Q + Q_{vd} + Q_p$$

$$\rho = \theta \rho_{phase1} + (1 - \theta) \rho_{phase2}$$

$$C_p = \frac{1}{\rho} (\theta \rho_{phase1} C_{p,phase1} + (1 - \theta) \rho_{phase2} C_{p,phase2}) + L \frac{\partial \alpha_m}{\partial T}$$

$$k = \theta k_{phase1} + (1 - \theta) k_{phase2}$$

$$\alpha_m = \frac{1}{2} \frac{(1 - \theta) \rho_{phase2} - \theta \rho_{phase1}}{\theta \rho_{phase1} + (1 - \theta) \rho_{phase2}}$$



Initial Condition :

$\Omega 1 \rightarrow T_0=300$ [K]

$\Omega 2 \rightarrow T_0=300$ [K]

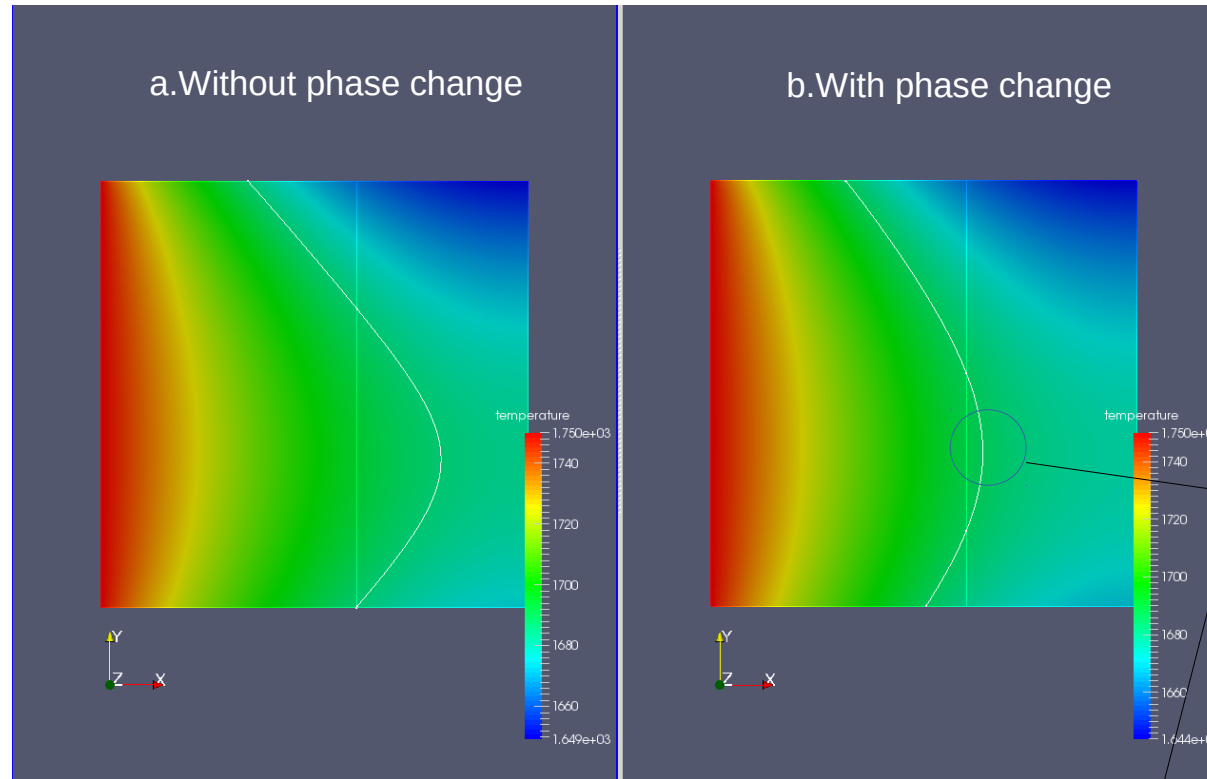
Mesh :

Mapped 40 x 40

Heat transfer with phase change solid-solid in transient problem

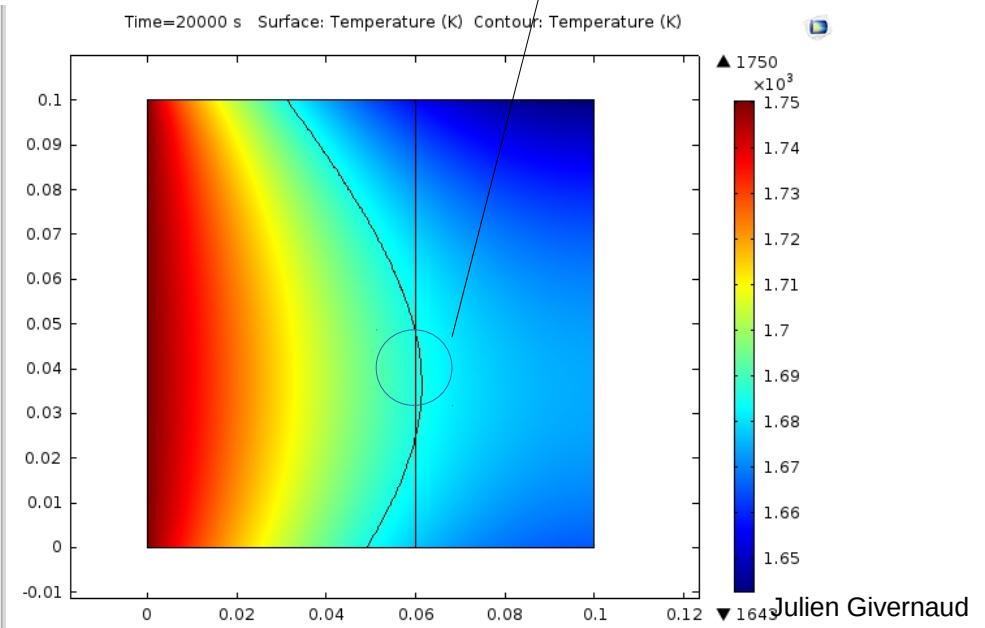
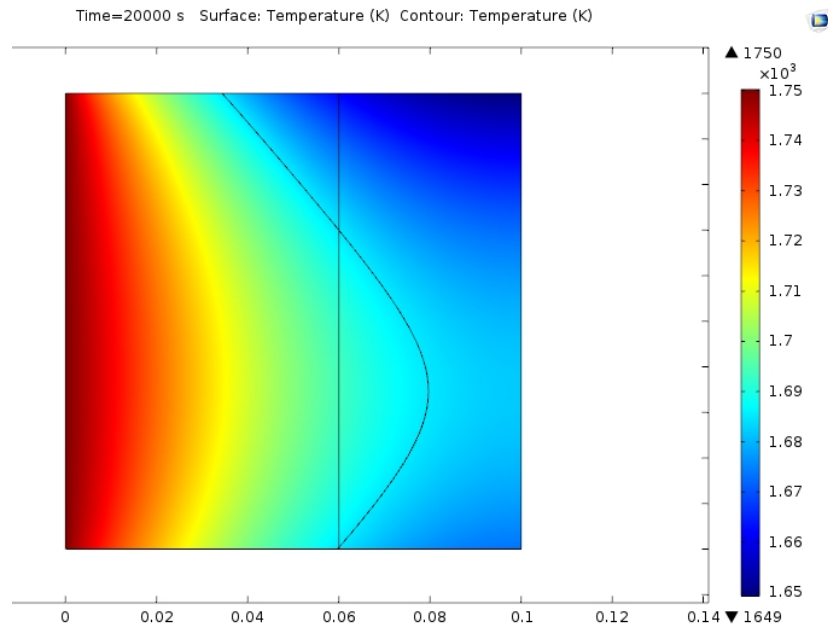
Application to silicon properties - Results

Elmer results at t=20000s



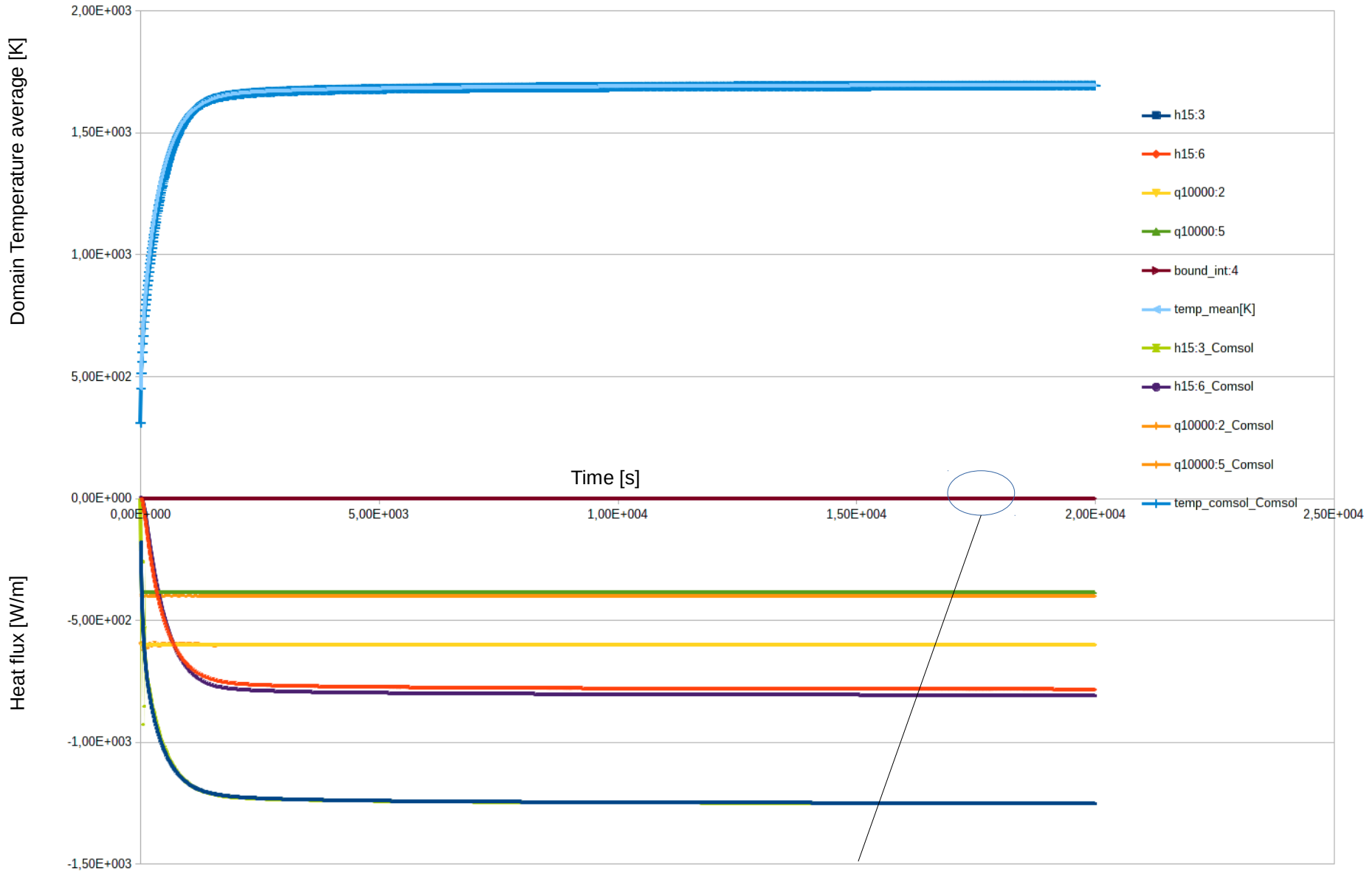
Little difference due to DeltaT Comsol larger than DeltaT Elmer

Comsol results at t=20000s



Heat transfert with phase change solid-solid in transient problem Application to silicon properties - Results

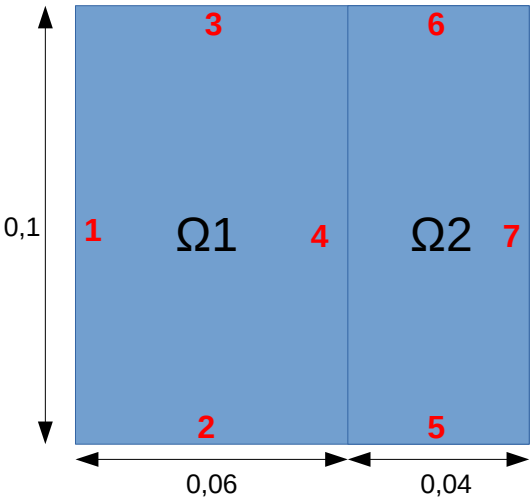
Flux computation (savescalars) (flux comsol=x(-1))



No scalar computation on internal boundary with Elmer found

Elmer :Heat transfert with phase change solid-liquid in transient problem

Application to silicon properties



1. $T_b=1715$ [K] + no slip

2 & 5. $q=-10000$ [W/m²] + no slip

3 & 6. $\alpha=15$ [W/(m²K)] $T_{ext}=300$ [K] + no slip

4. internal boundary (automatic)

7. $T_b=1655$ [K] + no slip

$$\rightarrow T = T_b. \quad \underline{\mathbf{u}} = \underline{\mathbf{0}}$$

$$\rightarrow -k \frac{\partial T}{\partial n} = q. \quad \underline{\mathbf{u}} = \underline{\mathbf{0}}$$

$$\rightarrow -k \frac{\partial T}{\partial n} = \alpha(T - T_{ext}). \quad \underline{\mathbf{u}} = \underline{\mathbf{0}}$$

$$\rightarrow -\mathbf{n}_{dst} \cdot (k \nabla T)_{dst} = \mathbf{n}_{src} \cdot (k \nabla T)_{src}$$

$$T_{dst} = T_{src}$$

$$\rightarrow T = T_b. \quad \underline{\mathbf{u}} = \underline{\mathbf{0}}$$

Heat transfert equation in fluid + Imcompressible Navier-Stockes equation

$$\rho c_p \frac{\partial T}{\partial t} + \rho c_p \mathbf{u} \cdot \nabla T = \nabla \cdot (k \nabla T) + Q$$

$$\rho \frac{\partial \mathbf{u}}{\partial t} + \rho (\mathbf{u} \cdot \nabla) \mathbf{u} =$$

$$\nabla \cdot [-p \mathbf{I} + \mu (\nabla \mathbf{u} + (\nabla \mathbf{u})^T)] + \mathbf{F}$$

$$\frac{\partial \rho}{\partial t} + \rho \nabla \cdot (\mathbf{u}) = 0$$

Enthalpy [J/m³] used by Elmer to compute effective heat capacity
(-DeltaT width = 8 K)

$$c_{p,eff} = \frac{\partial H / \partial t}{\partial T / \partial t}$$

Change in viscosity to describe transition between solid and liquid
(-DeltaT width = 8 K)

Initial Condition :

$\Omega 1 \rightarrow T_0=1715$ [K] ; $u=0$ $v=0$ $p=0$

$\Omega 2 \rightarrow T_0=1655$ [K] ; $u=0$ $v=0$ $p=0$

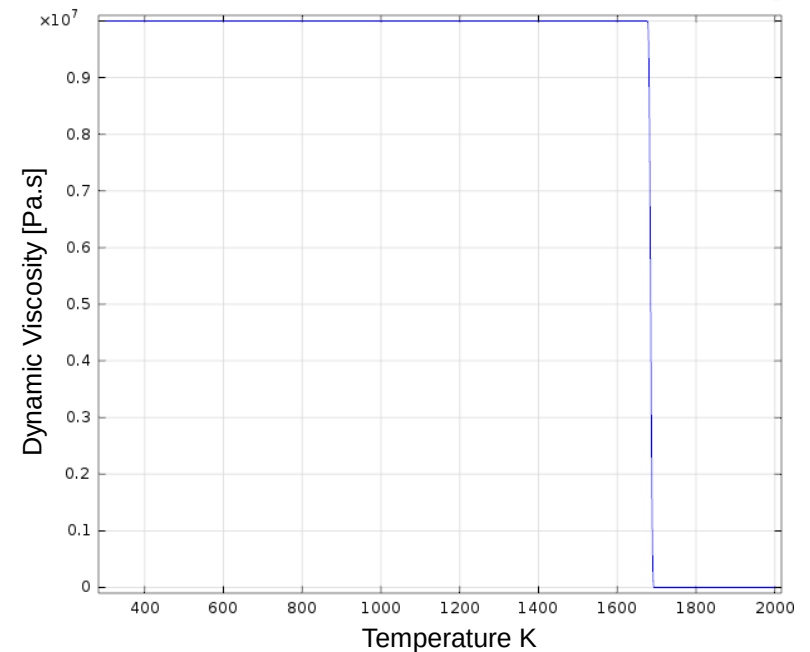
Body Force :

Boussinesq approximation

$$F_y = -\rho_0 (1 - \alpha(T - T_0)) \times g$$

Mesh :

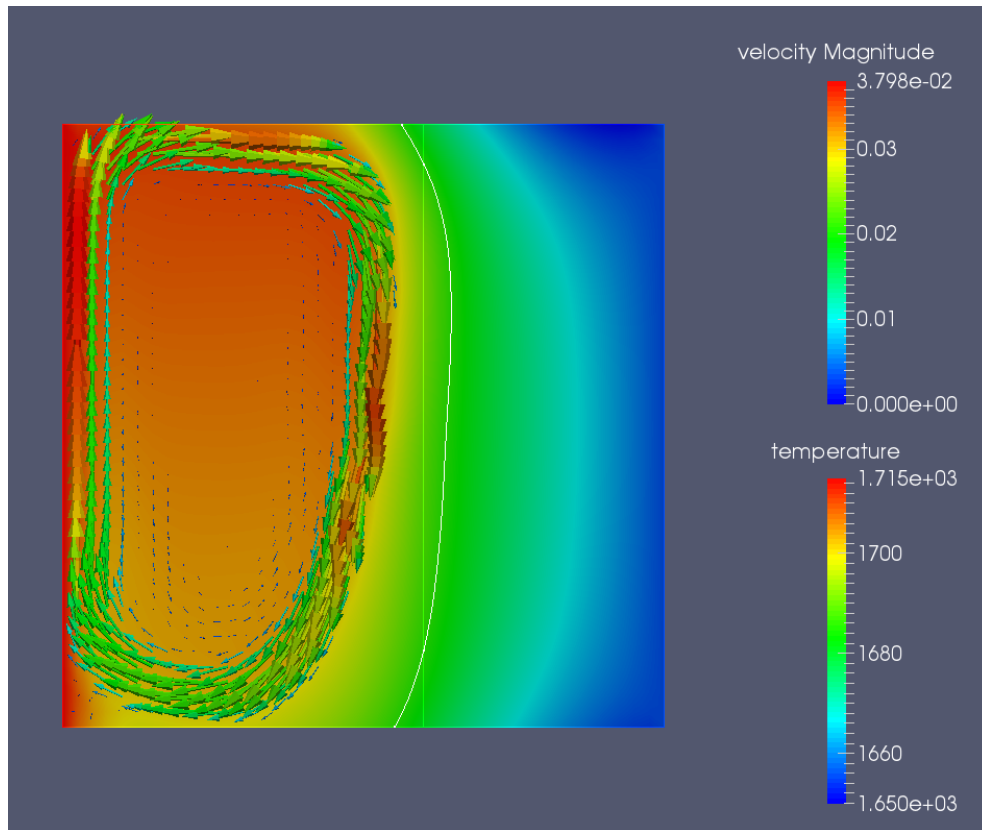
Mapped 40 x 40



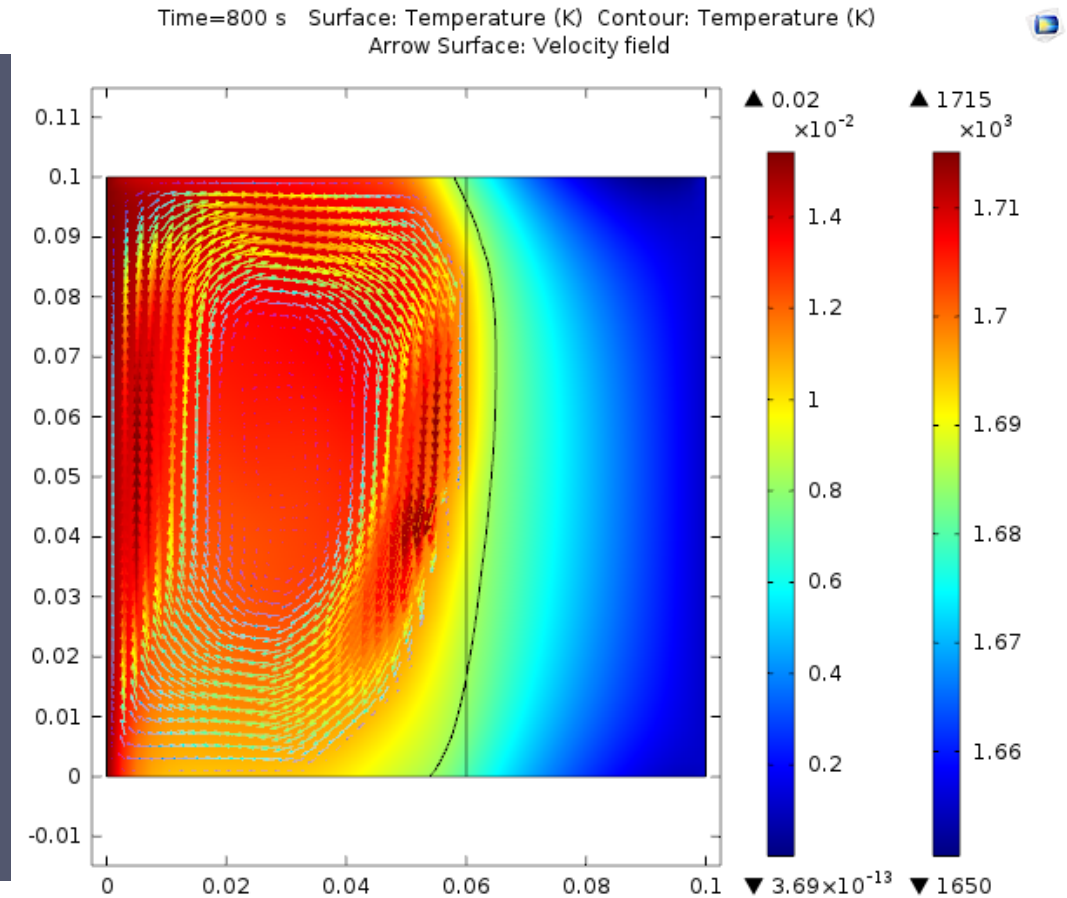
SIF file : phasechange solid-liquid

Elmer :Heat transfert with phase change solid-liquid in transient problem

Application to silicon properties : Results



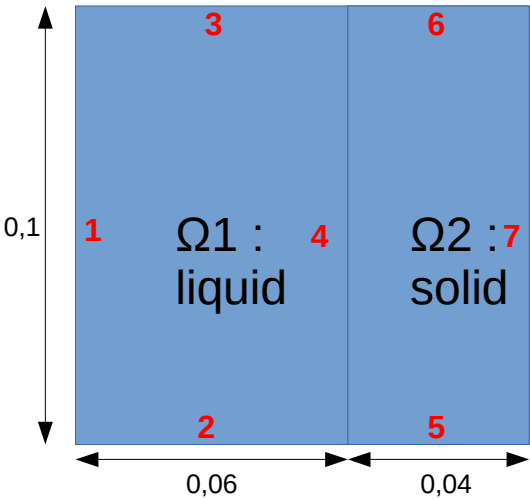
Elmer results at t=800s



Comsol results at t=800s

- Interfaces position are quite similar (deltaT mushy zone different and stabilisation Comsol employed)
- Velocity is higher in Elmer because the use of inconsistent stabilisation term in Heat transfert and Navier Stockes equation in Comsol in increasing diffusion term in order to reduce locally Peclet number.
- Simulation time
Elmer simulation time 260 s
Comsol simulation time > 2000 s

Elmer :Heat transfert with phase change solid-liquid in transient problem (ALE method) Application to silicon properties



- 1. $T_b=1745$ [K] ; $d1=0$ $d2=0$; $\rightarrow T = T_b. \quad d_i = d_i^b$
- 2,3,5 & 6. thermal insulation ; $d2=0$; $\rightarrow -k \frac{\partial T}{\partial n} = 0. \quad d_i = d_i^b$
- 4. $T_b=1685$ [K] ; $d1=disp$ $d2=0$ $\rightarrow T = T_b. \quad d_i = d_i^b$
- 7. $T_b=1550$ [K] ; $d1=0$ $d2=0$ $\rightarrow T = T_b. \quad d_i = d_i^b$
- 1,2,3 & 4. no slip $\rightarrow u=0$

Heat transfert equation in fluids + NS

$$\rho C_p \frac{\partial T}{\partial t} + \rho C_p \mathbf{u} \cdot \nabla T = \nabla \cdot (k \nabla T) + Q$$

$$\rho \frac{\partial \mathbf{u}}{\partial t} + \rho (\mathbf{u} \cdot \nabla) \mathbf{u} =$$

$$\nabla \cdot [-p \mathbf{I} + \mu (\nabla \mathbf{u} + (\nabla \mathbf{u})^T)] + \mathbf{F} \rightarrow F_y = -\rho_0 (1 - \alpha (T - T_0)) \times g$$

$$\frac{\partial \rho}{\partial t} + \rho \nabla \cdot (\mathbf{u}) = 0$$

Elastic deformation of the mesh equation

$$\tau = 2\mu \varepsilon + \lambda \nabla \cdot \vec{d} \mathbf{I}$$

$$\varepsilon = \frac{1}{2} (\nabla \vec{d} + (\nabla \vec{d})^T). \quad \mu = \frac{Y \kappa}{(1 - \kappa)(1 - 2\kappa)}, \quad \lambda = \frac{Y}{2(1 + \kappa)}$$

τ : stress tensor

d : displacement

\mathbf{I} : unit tensor

ε : linearized strain

μ & λ : first and second Lamé parameters

Y & κ : Youngs Modulus & poisson ratio (conditionning the « rigidity » of the interface) \rightarrow very low influence

Phasechange solver compute the Stephan condition of the interface boundary

$$L \rho \vec{v} \cdot \vec{n} = (\kappa_s \nabla T_s - \kappa_l \nabla T_l) \cdot \vec{n},$$

$$\vec{q} = \kappa_s \nabla T_s - \kappa_l \nabla T_l.$$

If Phasechange occurs in x direction :

$$\rho L n_x (v_x - D_v \nabla^2 v_x) = \vec{q} \cdot \vec{n} \quad D_v \ll h^2$$

- D_v is an artificial diffusion term to avoid numerical oscillations
- h cell size

Corresponding displacement calculated by phasechange solver

$$disp_x = v_x dt$$

Initial Conditions :

$\Omega 1$ & 2 \rightarrow Temperature = Variable Coordinate 1

Real

0.0 1745

0.1 1645

End ;

$\Omega 1$

$d1 = 0$ $d2 = 0$

$u1 = 0$ $u2 = 0$ $p=0$

$disp = 0$ (phasechange value)

Mesh :

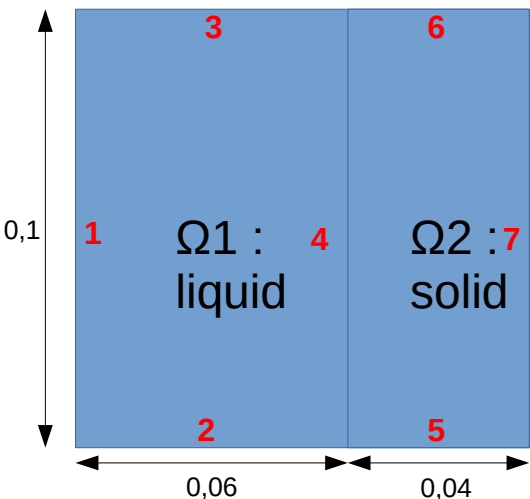
Mesh boundary layers **SIF file : phasechangesolver solid-liquid**

$\Omega 2$

$d1 = 0$ $d2 = 0$

Comsol :Heat transfert with phase change solid-liquid in transient problem (ALE method)

Application to silicon properties



- 1. $T_b=1745$ [K] ; $d1=0$ $d2=0$; $\rightarrow T = T_b. \quad d_i = d_i^b$
- 2,3,5 & 6. thermal insulation ; $d2=0$; $\rightarrow -k \frac{\partial T}{\partial n} = 0. \quad d_i = d_i^b$
- 4. $T_b=1685$ [K] ; $v_n = \frac{T_{lm}}{\rho Lf}$ $d2=0$ $\rightarrow T = T_b. \quad d_i = d_i^b$
- 7. $T_b=1550$ [K] ; $d1=0$ $d2=0$ $\rightarrow T = T_b. \quad d_i = d_i^b$
- 1,2,3 & 4. no slip $\rightarrow u=0$

Heat transfert equation in fluids + NS

$$\rho C_p \frac{\partial T}{\partial t} + \rho C_p \mathbf{u} \cdot \nabla T = \nabla \cdot (k \nabla T) + Q$$

$$\rho \frac{\partial \mathbf{u}}{\partial t} + \rho (\mathbf{u} \cdot \nabla) \mathbf{u} =$$

$$\nabla \cdot [-p \mathbf{I} + \mu (\nabla \mathbf{u} + (\nabla \mathbf{u})^T)] + \mathbf{F} \rightarrow F_y = -\rho_0 (1 - \alpha (T - T_0)) \times g$$

$$\frac{\partial \rho}{\partial t} + \rho \nabla \cdot (\mathbf{u}) = 0$$


$$L \rho \bar{v} \cdot \bar{n} = (\kappa_s \nabla T_s - \kappa_l \nabla T_l) \cdot \bar{n},$$

$$\bar{q} = \kappa_s \nabla T_s - \kappa_l \nabla T_l.$$

Heat flux difference across interface evaluated with Lagrange multiplier for temperature : T_{lm}

$$v_n = \frac{T_{lm}}{\rho Lf}$$

Deformed geometry used



Initial Conditions :

$\Omega 1$ & 2 \rightarrow Temperature = Variable Coordinate 1

Real
0.0 1745
0.1 1645

End ;

$\Omega 1$

$d1 = 0$ $d2 = 0$
 $u1 = 0$ $u2 = 0$ $p=0$

disp = 0 (phasechange value)

$\Omega 2$

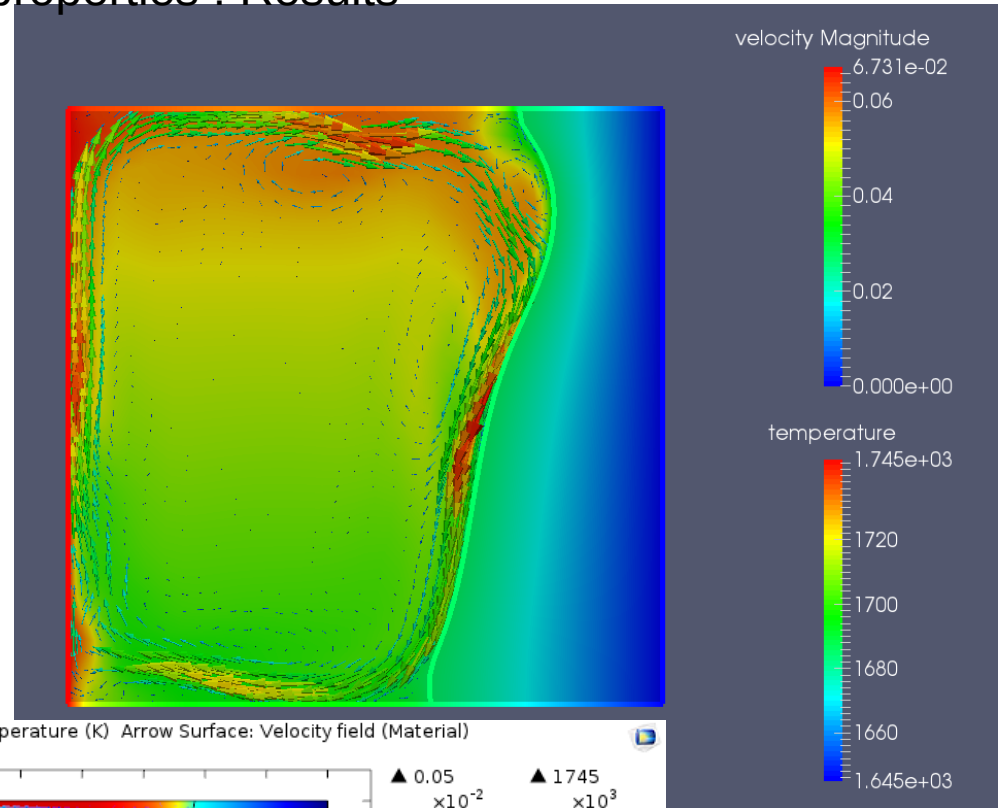
$d1 = 0$ $d2 = 0$

Mesh :
Mesh boundary layers

Elmer :Heat transfert with phase change solid-liquid in transient problem (ALE method) Application to silicon properties : Results

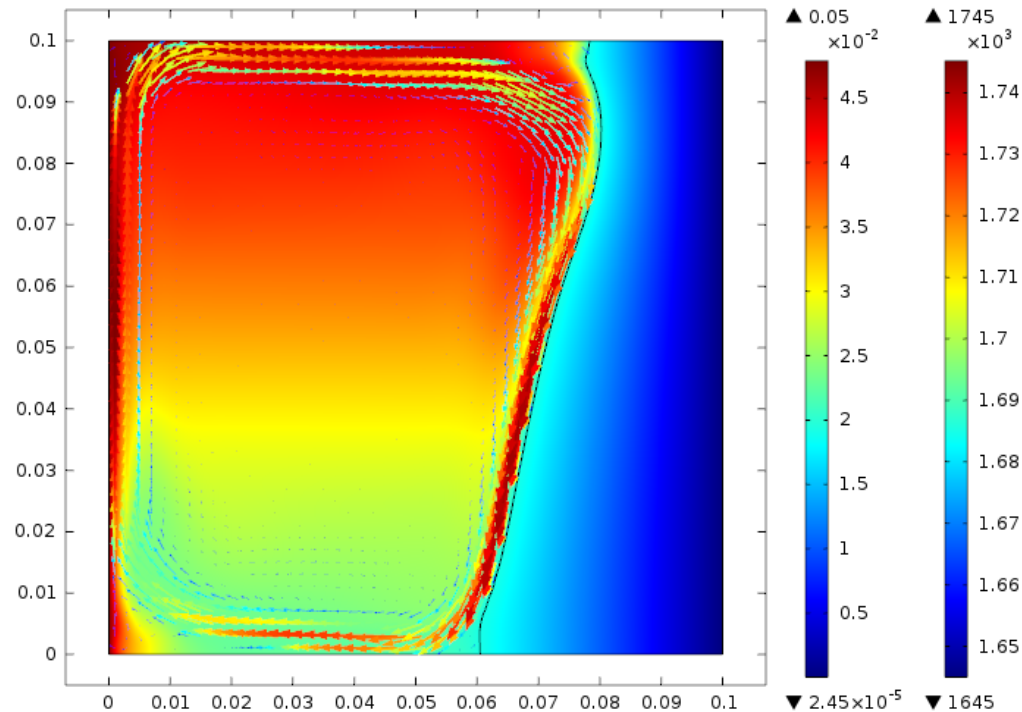
Elmer results at t=300s

Vortex visible
Interface position close to Comsol



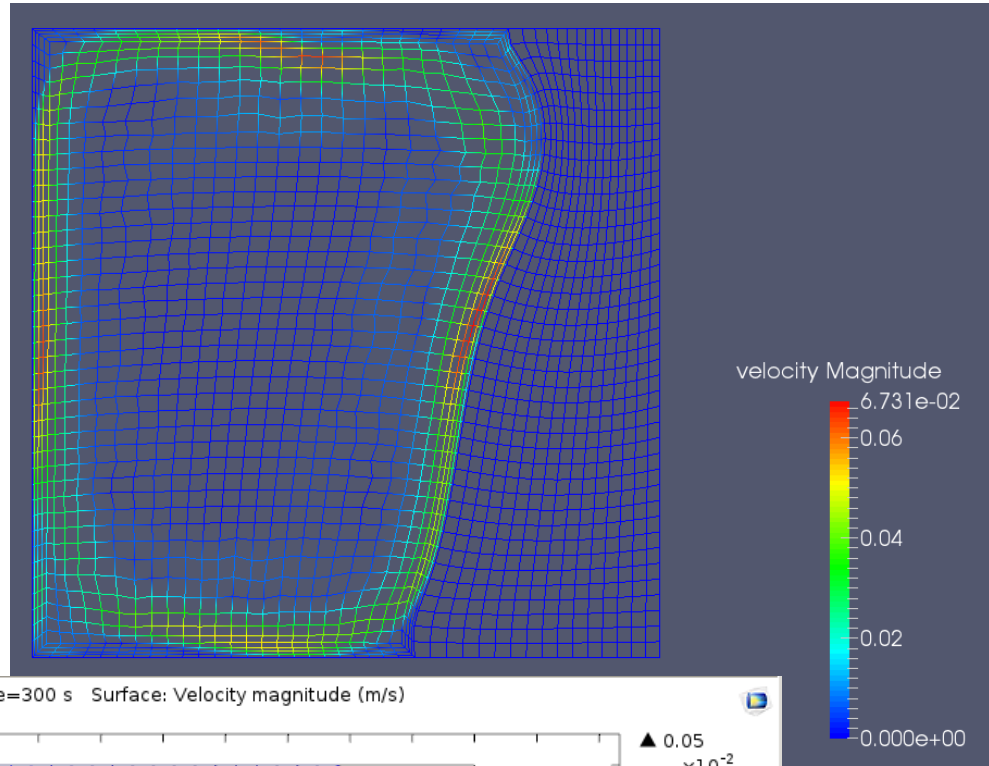
Comsol results at t=300s

inconsistent stabilisation term used
Velocity lower than Elmer
Vortex not visible



Elmer :Heat transfert with phase change solid-liquid in transient problem (ALE method) Application to silicon properties : Results

Mesh deformation Elmer



Mesh deformation Comsol

