

Modeling of Electrodynamics in High Temperature Superconducting Magnets with COMSOL Multiphysics®

COMSOL
CONFERENCE
2018 LAUSANNE



L. Bortot^{1,2}, B. Auchmann^{2,3}, M. Mentink², S. Schöps¹, A. Verweij²,

¹ Technische Universität Darmstadt, Germany, ² CERN, Geneva, Switzerland ³ Paul Scherrer Institute, Villigen, Switzerland


Contact: lorenzo.bortot@cern.ch



Motivation

NEW MAGNETS
NEW ACCELERATORS
NEW TECHNOLOGY

20+ Tesla dipoles for future high-energy particle accelerators
Upgrading existing accelerators, exploring new physics
Upgrade via High Temperature Superconductors (HTS)



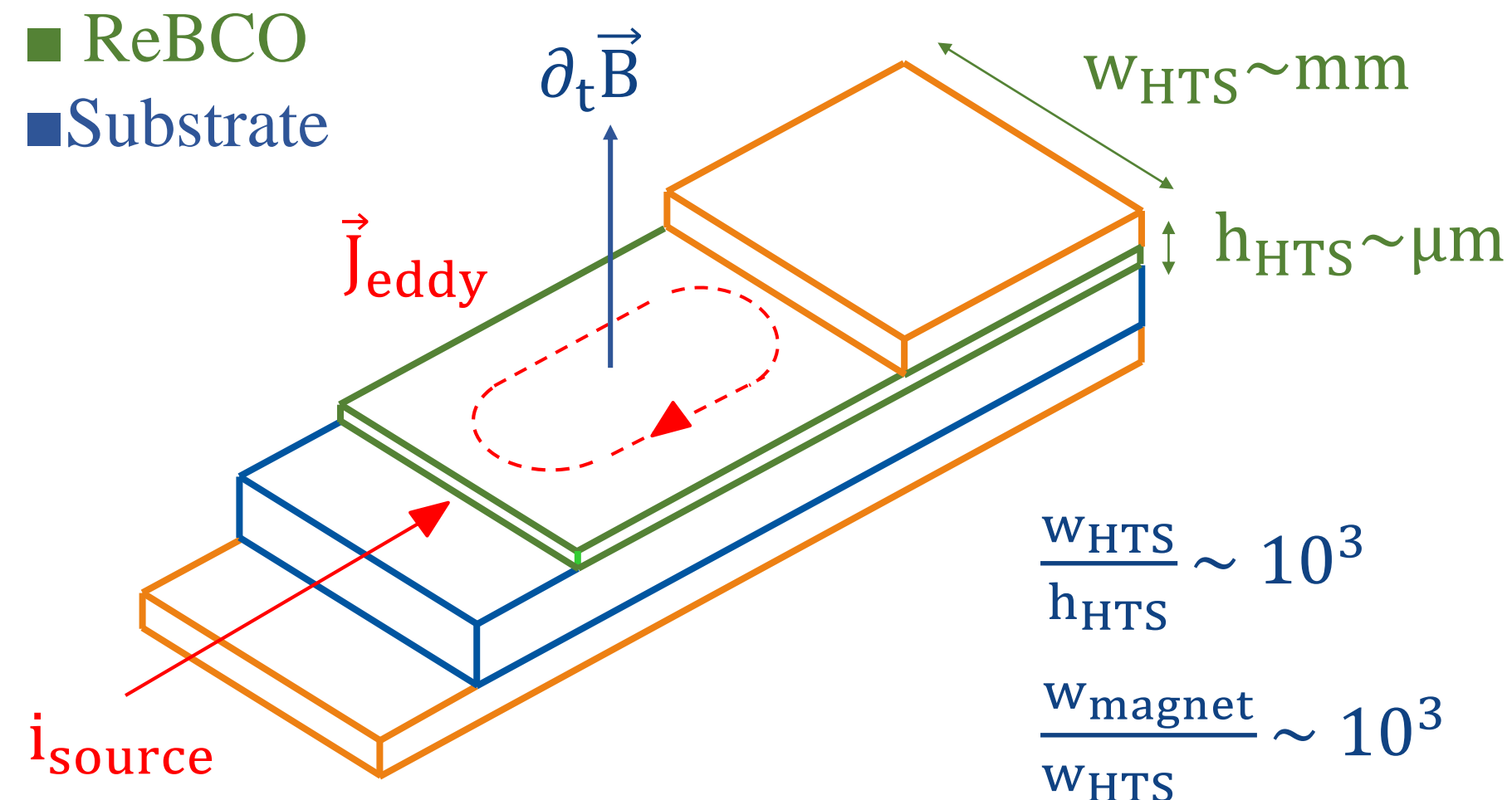
NEW SIMULATIONS!

1) Challenge: Current-driven Eddy Current Problem, in a Thin Shell

HTS Tape structure

Rare-Earth Bismuth-Copper-Oxide layer (ReBCO)

- Copper
- ReBCO
- Substrate

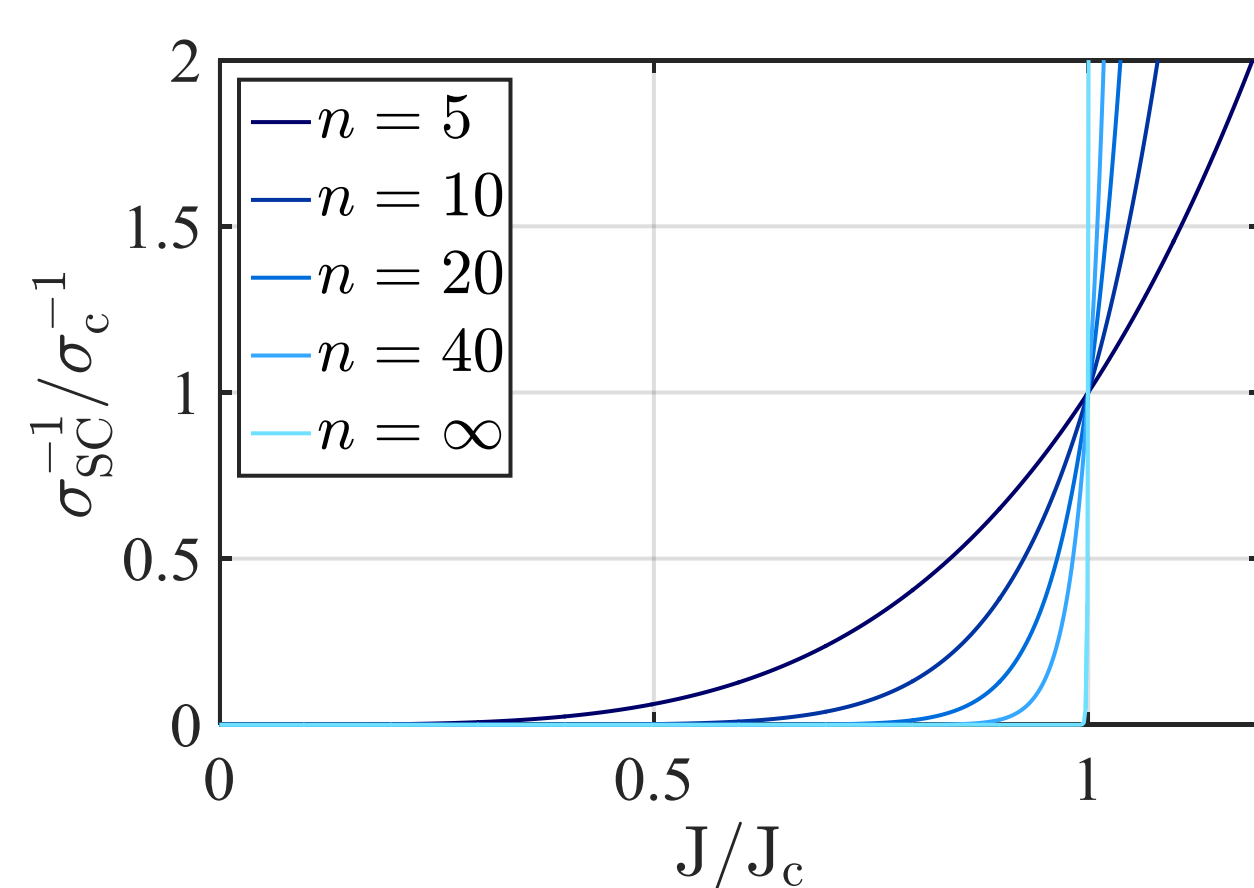


Multiscale

HTS resistivity

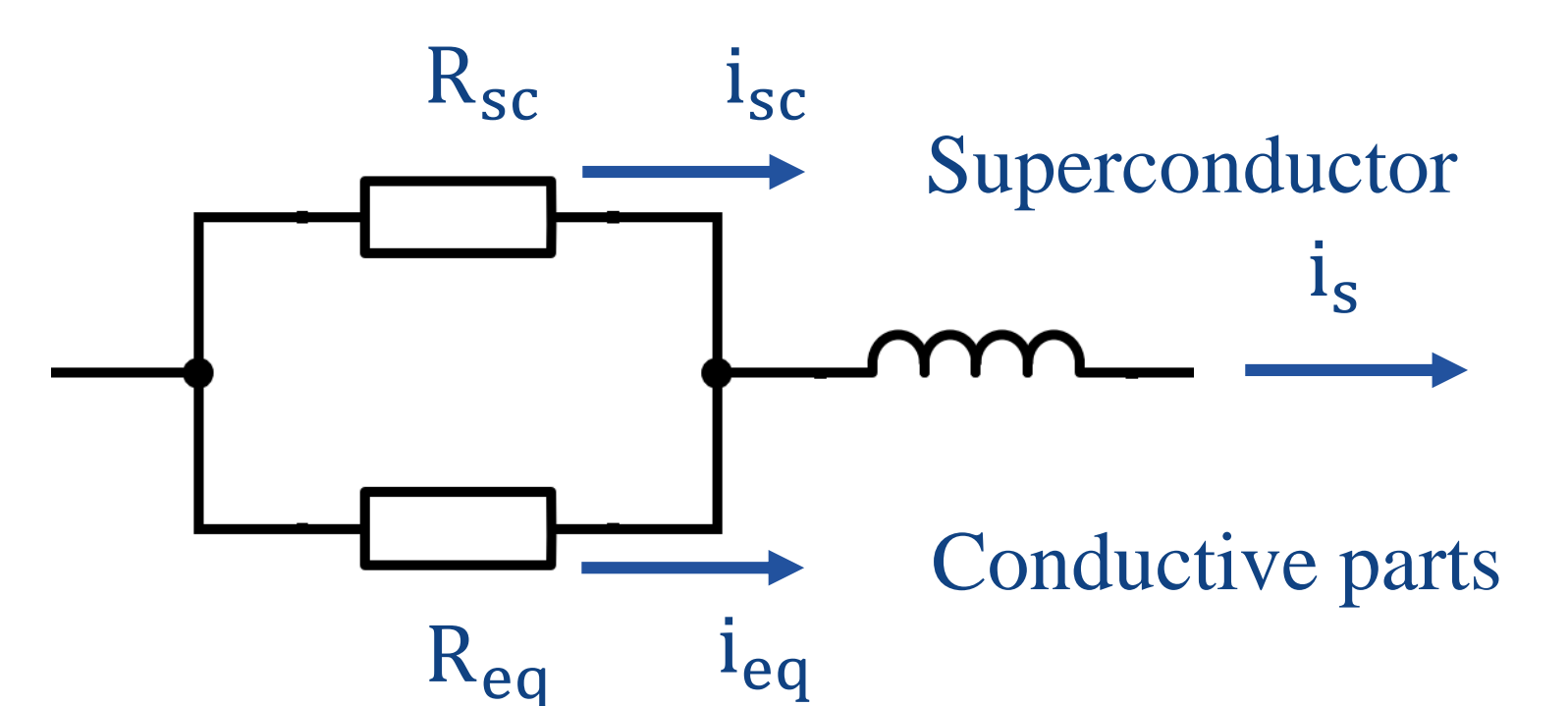
$$\sigma_{SC}^{-1} = \sigma_c^{-1}(\vec{B}) \left(\frac{J}{J_c(\vec{B})} \right)^{n-1} \quad \sigma_{c,B=0}^{-1} \approx 10^{-15} \Omega m$$

$$n_{ReBCO} \approx 20$$



Nonlinear

Current sharing regime in tape



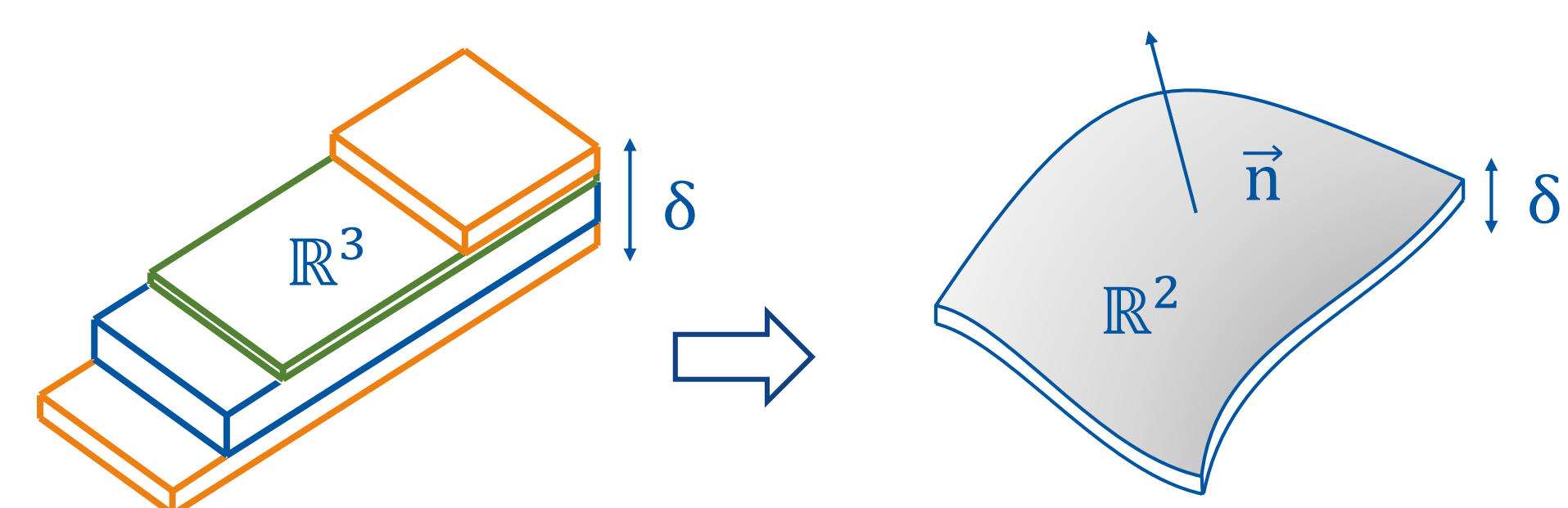
Algebraic constraints:

$$i_s = i_{sc} + i_{eq} \quad i_{sc} = \frac{R_{eq}}{R_{sc}(i_{sc}) + R_{eq}} i_s$$

Implicit

2) Method: Field Formulation

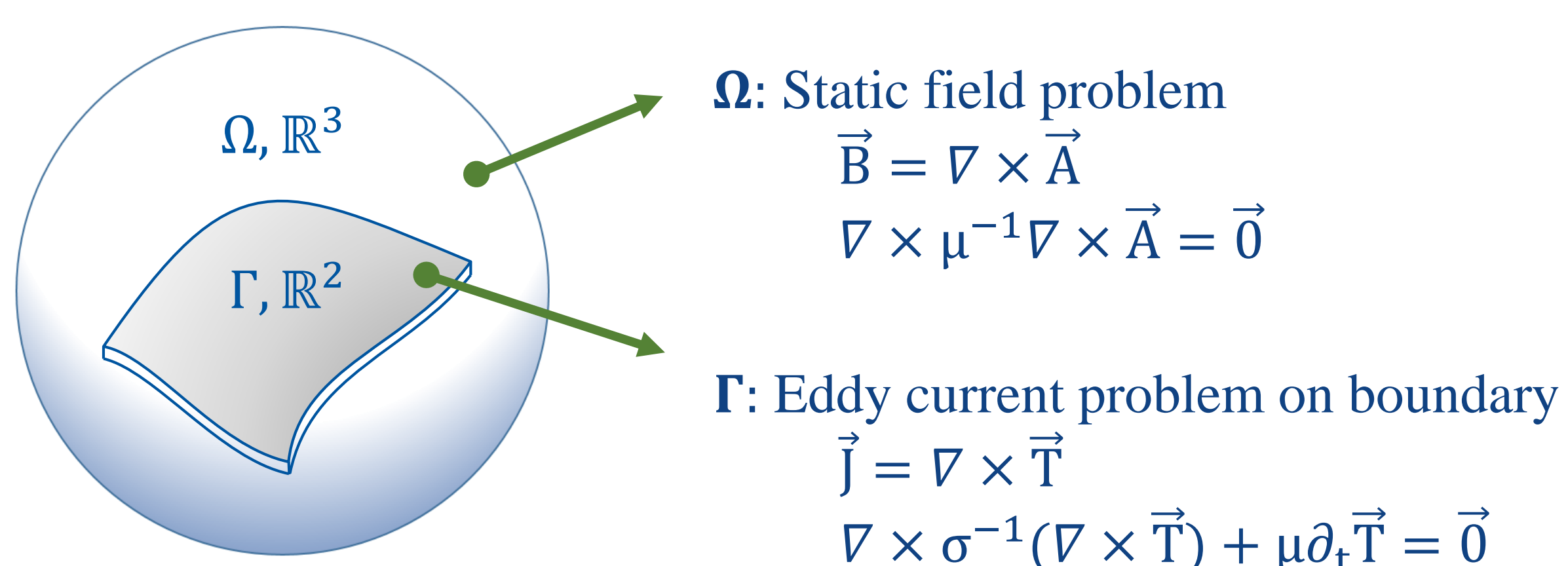
Model order reduction



No dynamics in δ :
• $\partial_{\vec{n}}(\dots) = 0$

Domain decomposition

Combination of current and magnetic vector potentials [1]



Fully coupled weak formulation

$\vec{J} = \nabla T \times \vec{n}$ stream function [2], Galerkin method

$$\int_{\Omega} \mu^{-1} \nabla \times \vec{A} \cdot \nabla \times \vec{W} + \delta \int_{\Gamma} \vec{W} \cdot \nabla T \times \vec{n} = 0 \quad \text{Mf module}$$

$$\int_{\Gamma} \sigma_{SC}^{-1}(\nabla T \cdot \nabla W) - \int_{\Gamma} W(\partial_t(\nabla \times \vec{A}) \cdot \vec{n}) = 0 \quad \int du \text{ Weak form b-PDE module}$$

$$\int_{\partial\Gamma} \delta T_0 d(\partial\Gamma) - i_{source} = 0 \text{ Dirichlet}$$

Alternatives

A-Formulation

$$\nabla \times \mu^{-1} \nabla \times \vec{A} - \sigma \partial_t \vec{A} = \vec{0}$$

$$\nabla \cdot \sigma \partial_t \vec{A} = 0 \rightarrow \text{Instability}$$

H-Formulation

$$\nabla \times \sigma \nabla \times \vec{H} - \mu \partial_t \vec{H} = \vec{0}$$

$$\vec{J} \delta \rightarrow \text{No surface currents}$$

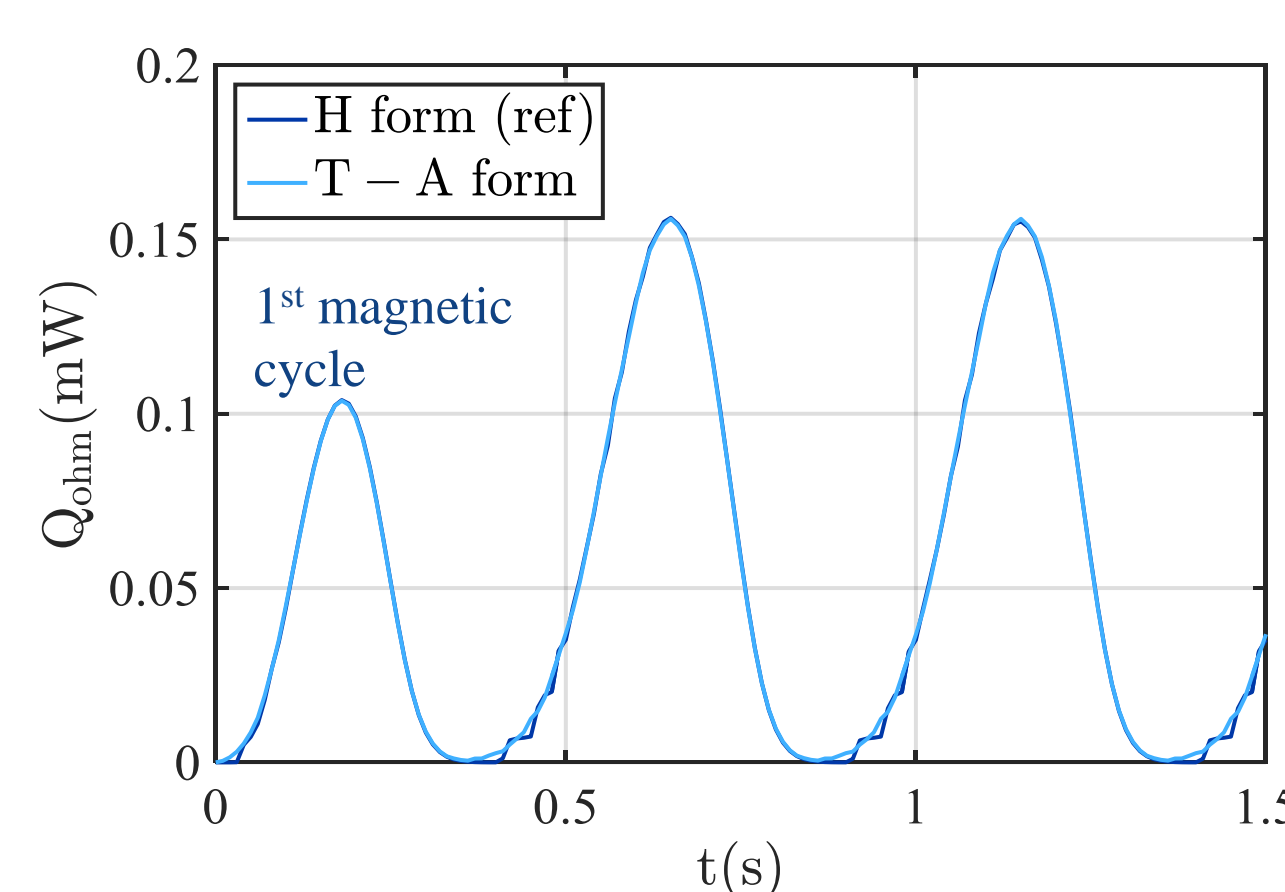
[1] Biro, O., and Preis, K. "Finite element analysis of 3-D eddy currents." *IEEE Trans. Mag.* (1990).

[2] Rodger, D., and Atkinson N. "Finite element method for 3D eddy current flow in thin conducting sheets." *IEE Proc.* (1988).

3) Validation: 2D Crosscheck and Benchmark

Crosscheck: Single tape

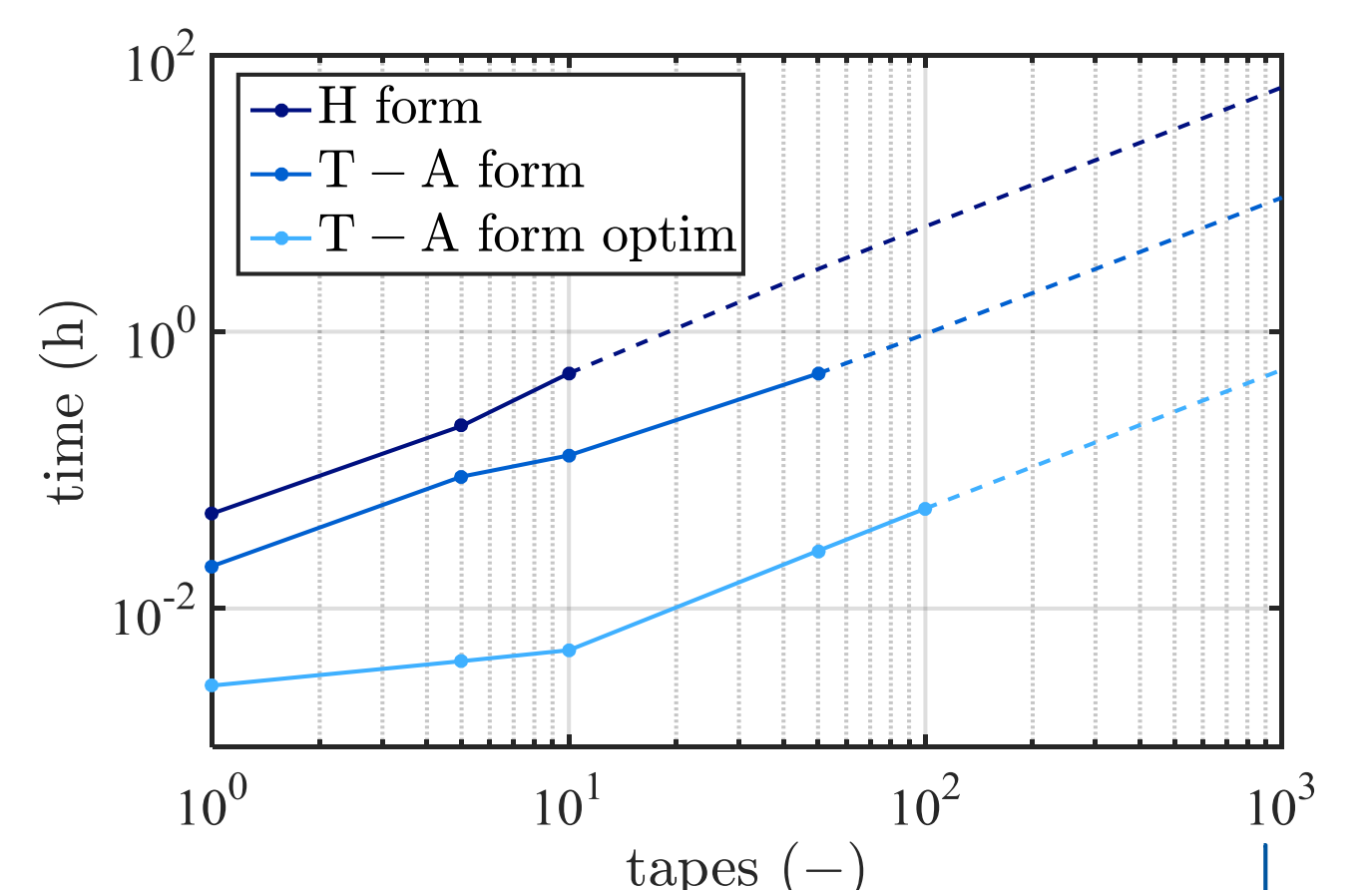
$$i_{source} = 0.5 I_{crit} \sin(2\pi t)$$



Reference: HTS MODELLING WORKGROUP

Benchmark: H vs T-A form

Linear extrapolation



10³ tapes, 0.5 hours

2D: stable, efficient, simple

4) Numerical Results: 3D Flat Ring

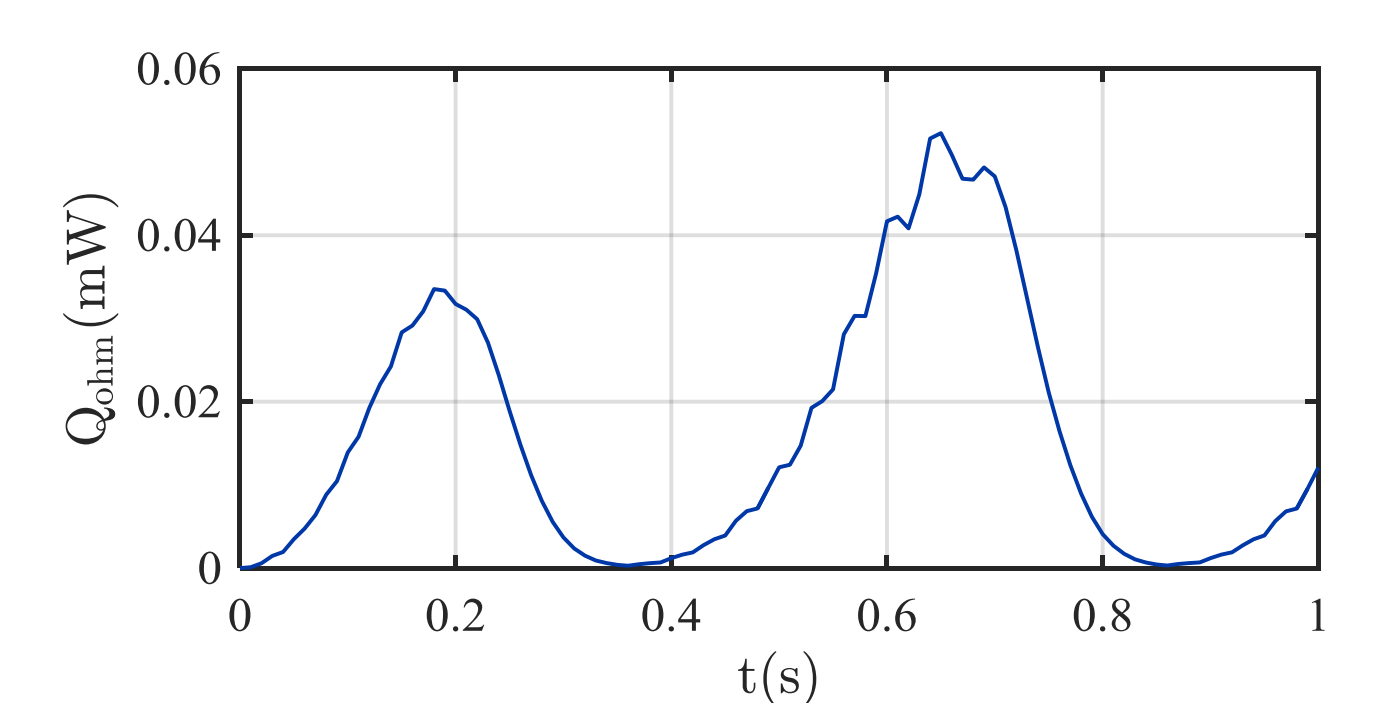
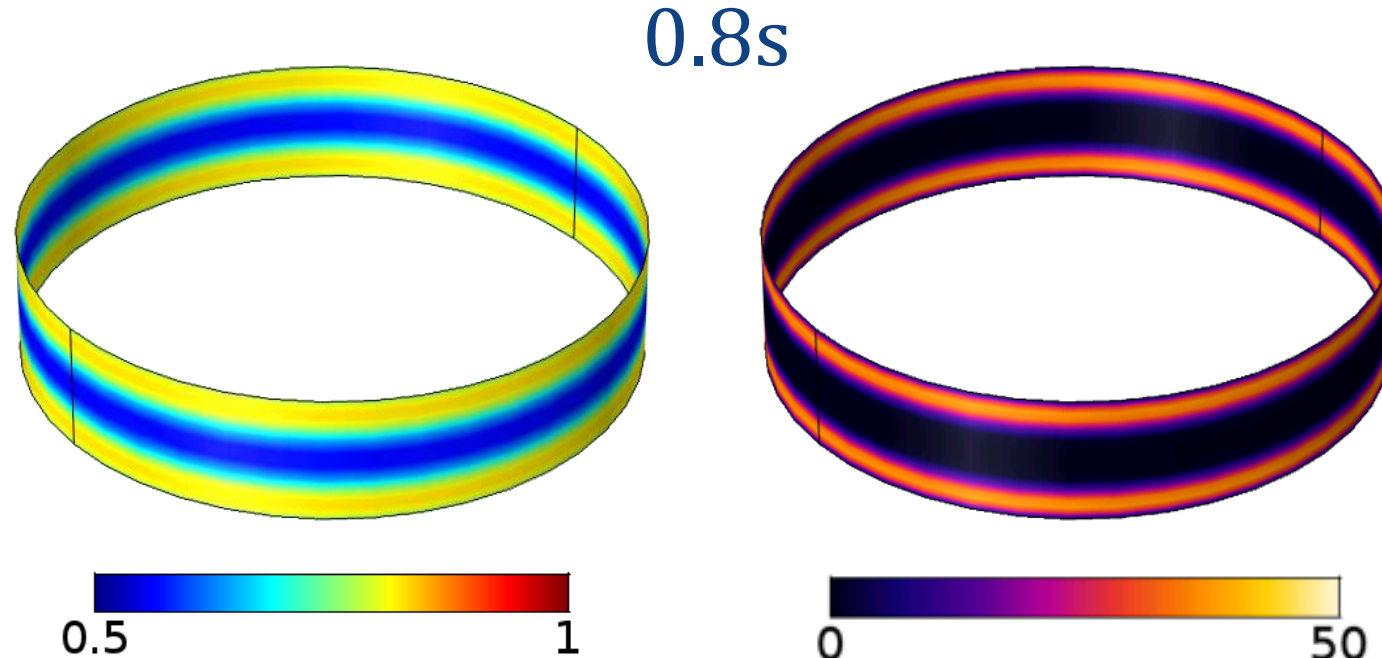

CPU : Intel Xeon E5-2667 3.2 GHz

DoF : 220k

t_{comp} : 0.6 h

$$i_{source} : 0.75 I_{crit} \sin(2\pi t)$$

J [p.u.] 0.2s Q [μW/mm³]



Outlook

3D encouraging, but open questions:

- Accuracy in $Q_{ohm} \propto J^{n+1}$
- Efficient \vec{A} gauge
- Optimized mesh and solver

Next Steps

- Thermal physics
- Complex cables (e.g. Roebel)
- Full HTS magnets

Lausanne, Switzerland,
October 22 -24, 2018

This work has been sponsored by the Wolfgang Gentner Programme of the German Federal Ministry of Education and Research (grant no. 05E12CHA)

Special Thanks: F. Grilli, M. Maciejewski, M. Prioli, E. Ravaioli, J. Van Nugteren